

Art Department

INSIDER

damage CONTROL

Neutrogena's Triple Repair Hair Care System targets damage and penetrates deep to rebuild that, leaving it more resilient to the everyday effects of heat, color and styling. Hair is so stronger after just one use, for healthy and beautiful hair at any length.

“Keep hair looking glossy and healthy by using a leave-in treatment before using hot tools, and keep tools between 275° and 300°. Anything hotter can overheat hair!”

Neutrogena Triple Repair Hair Mask

MORE HOT TIPS



21 drugstore conditioners celebrity hairstylists are obsessed with

When it comes to achieving red carpet-worthy strands, we often assume it comes with a hefty price tag. But beyond beautiful packaging, is there really any difference between department store and drugstore finds?

TODAY Style reached out to 21 hair mavens to find out their personal favorite—and client favorite—product picks available at your local drugstore. Based on the products they use and why they love it.

11. Neutrogena Triple Moisture Deep Recovery Hair Mask
“You can also use it before swimming in the pool or ocean to protect the hair from chlorine and/or salt water dehydration. It creates perfect beach waves as it dries,” says [Sam Leonardi](#), whose celebrity clients include Olivia Wilde, Jane Fonda, and Allison Williams.

teenMOGIE

How to Get Beachy Waves for Any Hair Type



Lately we've been all about the wonderful concept of “*model off-duty hair*,” which we welcomed with wide-open arms as the lazy girl's alternative to curling or straightening or whatever else it is we do every morning. But now that it's getting warmer, it's high time we embraced the slightly more labor-intensive but equally appealing “beachy wave.”

Donned by It girls ranging from [Alicia Keys](#) to [Lacey Chabert](#), this is one hair style that stands the test of time. But it can occasionally feel limiting, since it's mostly worn by people who have the same texture hair.

That's why we recruited five different stylists to help us interpret beachy waves for every type, from curly to fine. Click through the slideshow to see how to score the look for yourself.

Don't see your hair in the following slides? Let us know in the comments and we'll get right back to you!

This Hair
What It Looks Like “This is a super-modern, slightly deconstructed look, with fully, casual, bouncy curls around the front and top layer and looser pieces in the back,” says hair guru [Sam Leonardi](#). “The volume is around the top and front of the hair, but the ends should move freely.”

How to Do It
“On doing hair, use a volumizing spray at the roots to add texture,” he says. “Then it's all about creating a feeling motion. I will keep having pieces back and away from the face, and it's halfway dry. Then I come in and I'll finish drying, and remove it. You should end up with a nice wave, which you can give by running a large curling iron through the front and top by the way.” For added bounce without crunch, try a light-hold gel spray like [L'Oréal's](#) [Mousse Créateur](#).

BAZAAR

HOW TO TAME FRIZZ IN THE WINTER

Nothing tips your hair back like a warm cup of tea. Check out all the great [frizz-fighting](#) products.



Question: Can you tell me how to get my hair to look like the woman in the picture? Answer: Yes, I can.

Answer: “We're generally more interested in the look of your hair than the texture of it,” says hair guru [Sam Leonardi](#). “We're interested in creating a feeling motion. I will keep having pieces back and away from the face, and it's halfway dry. Then I come in and I'll finish drying, and remove it. You should end up with a nice wave, which you can give by running a large curling iron through the front and top by the way.” For added bounce without crunch, try a light-hold gel spray like [L'Oréal's](#) [Mousse Créateur](#).

WHOWHATWEAR

OLIVIA WILDE



redbook

15 Long Hairstyles You Can Wear

Who says you have to cut off your long locks when you have kids? These celebs show that thick, healthy hair can simply be the shoulders can be truly age-appropriate.



Sofia Vergara
“For long hair, I suggest a strengthening shampoo and conditioner like the new Neutrogena Triple Repair Hair Care System. Triple Repair Hair Care System is a deep-conditioning treatment that works once a week,” says Leonardi and Neutrogena's Triple Repair Hair Mask. “It's also recommended that those with longer hair avoid over-washing and using products with alcohol, both of which can dry out strands and lead to damage.”

us

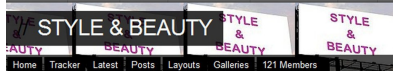
Beauty Crush: Anna Kendrick's Side-Swept Updo



Updos with side parts and complex braids look like a lot of styling to do right? Well, these types of hairstyles are really easy to do in under 10 minutes. Anna Kendrick's side-swept updo is a perfect example of this. “It's a simple, off-camera style that's not very pretty, but easy to do,” says Leonardi. “It's a simple, off-camera style that's not very pretty, but easy to do.”

FABSUGAR

CELEBRITY FASHION BEAUTY SEX & CULTURE ENTERTAINMENT HOME MOVIES



10 Beauty Resolutions You Can Keep


Beleesha / JANUARY 13, 2008 5:29 AM / Read More: 10 Beauty Resolutions

9. Get out your hot rollers. This year's glam retro styles are easy to create with a classic styling tool: hot rollers. “Roll hair away from your face, saving the bigger rollers for longer hair and sections in the back of your head, and the smaller ones for shorter pieces,” says N.Y.C. stylist [Sam Leonardi](#). Wait 20 minutes for rollers to cool, then unravel hair. Finish by gently running a brush through curls so they melt into soft, screen-siren waves.

Men's Health GROOMING

What's the Best Medium-Length Hairstyle for My Face Shape?

Whether you have a round, square, or oval face, there's a cut that's right for you. Here are the best medium-length hairstyles for men.



ROUND FACE
Ask for side bangs or a side part can help any length create the illusion of a less round face. Clearly cut sides are also a good option—long hair close and the volume line.

SQUARE FACE
Ask for a style that is a little less structured. It can suit a square face shape well, so go for a cut that is loose and has movement. Keeping it 100 longer on top and short on the sides also enhances the strong features that typically accompany a square face. Sideburns are also a good option, as well as to keep them long.

AVOID bangs or cuts. The square-looking cut will only make your head look like one big block.

OVAL FACE
Ask for a cut with almost anything. Oval face shape can pull off most any style, so feel free to experiment a little—especially if you have the benefit of a fringe full moon. Typically, asymmetrical cuts work well if you're looking for something a little different. Experimenting with a “side” with the aid of a cream, to keep it contained without weighing it down and looking messy.


AVOID sideburns—especially if your face is a long oval. Keep them out to the top of the ear, as proportions are so ideal. Also, if you must have, keep them high.

OF course, if your hair is receding, medium-length cuts are not your friend. Keeping your hair shorter will always help it appear fuller.

InStyle

CELEBRITY FASHION BEAUTY SHOPPING HOLLYWOOD MAKEOVER

best Beauty buys



InStyle

CELEBRITY FASHION BEAUTY SHOPPING HOLLYWOOD MAKEOVER

INSIDE BEAUTY

MAIN MAKEOVER IDEAS MAKEUP HAIR TOP PRODUCTS TIPS & TRICKS STARS



Sam Leonardi

www.art-dept.com