




Art Department



Chichi Saito

www.art-dept.com


Art Department



Chichi Saito

www.art-dept.com

Art Department



Chichi Saito

www.art-dept.com

Art Department



Chichi Saito

www.art-dept.com

Art Department



Chichi Saito

www.art-dept.com

Art Department



Chichi Saito

www.art-dept.com


Art Department



Chichi Saito

www.art-dept.com



Art Department



Chichi Saito

www.art-dept.com


Art Department



Chichi Saito

www.art-dept.com



Art Department



Chichi Saito

www.art-dept.com



Art Department



Chichi Saito

www.art-dept.com

Art Department



Chichi Saito

www.art-dept.com


Art Department



Chichi Saito

www.art-dept.com


Art Department



Chichi Saito

www.art-dept.com


Art Department



Chichi Saito

www.art-dept.com


Art Department




Chichi Saito

www.art-dept.com

Art Department



MAKEUP



前後延伸

眼線最的創意並非只局限於眼尾位置，延伸效果其實能夠從眼頭開始。於眼線塗上一層帶珠光效果的深色眼影，再用高飽和度的古銅、墨綠等同色系眼線筆或眼影筆加粗眼頭與眼尾位置的線條，化妝新手也能零難度營造出存在感極強的創意眼線款。

1.47 make4life




冰感雙眉

如何令創意眼線更貼近日常妝感？關鍵在於色調選擇及線條走向。以充滿夏日氛圍感的冰藍雙眉為例，你可以選擇以該色眼影並點點塗於眼頭位置，再利相同色系的粉藍眼線在眼線上方畫出一條與眼形輪廓相近的眼線，最合和譜的畫法讓創意眼線更平易近人。

Chichi Saito

www.art-dept.com




Art Department



Chichi Saito

www.art-dept.com



Art Department



Chichi Saito

www.art-dept.com

Art Department



Chichi Saito

www.art-dept.com

Art Department



Chichi Saito

www.art-dept.com

Art Department



Chichi Saito

www.art-dept.com



Art Department



Chichi Saito

www.art-dept.com




Art Department



Chichi Saito

www.art-dept.com

Art Department



Chichi Saito

www.art-dept.com

Art Department



Chichi Saito

www.art-dept.com


Art Department



Chichi Saito

www.art-dept.com

Art Department



Chichi Saito

www.art-dept.com

Art Department



Chichi Saito

www.art-dept.com

Art Department



Chichi Saito

www.art-dept.com

Art Department



Chichi Saito

www.art-dept.com

Art Department



Chichi Saito

www.art-dept.com

Art Department



Chichi Saito

www.art-dept.com

Art Department



Chichi Saito

www.art-dept.com

Art Department



Chichi Saito

www.art-dept.com

Art Department



Chichi Saito

www.art-dept.com

Art Department



Chichi Saito

www.art-dept.com

Art Department



Chichi Saito

www.art-dept.com

Art Department



Chichi Saito

www.art-dept.com

Art Department



Chichi Saito

www.art-dept.com



Art Department



Chichi Saito

www.art-dept.com

Art Department



Chichi Saito

www.art-dept.com