


Art Department



Rebecca Plymate

www.art-dept.com

Art Department



Rebecca Plymate

www.art-dept.com


Art Department



Rebecca Plymate

www.art-dept.com

Art Department



Rebecca Plymate

www.art-dept.com

Art Department



Rebecca Plymate

www.art-dept.com

Art Department



Rebecca Plymate

www.art-dept.com

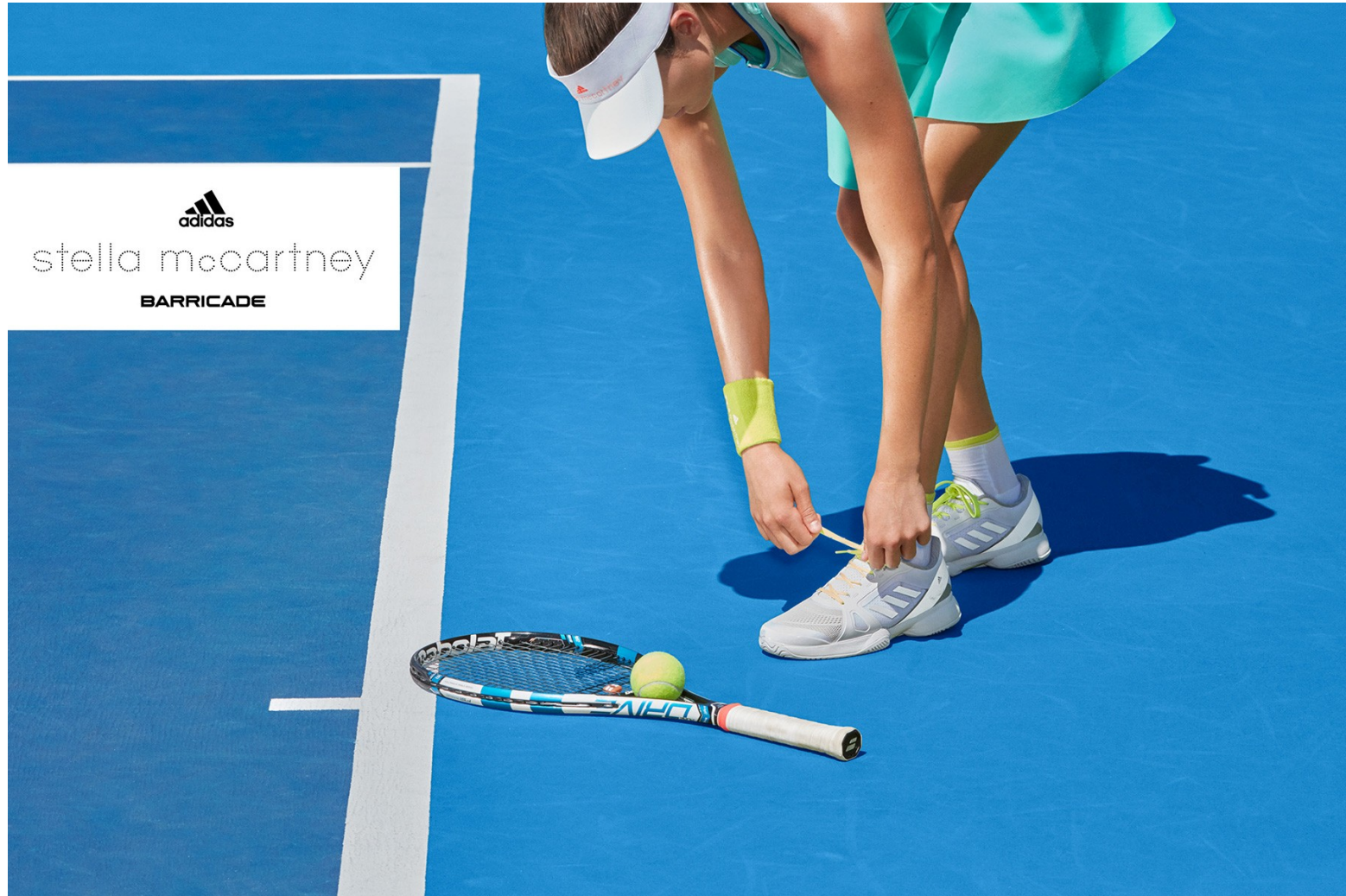
Art Department



Rebecca Plymate

www.art-dept.com

Art Department



Rebecca Plymate

www.art-dept.com

Art Department



Rebecca Plymate

www.art-dept.com

Art Department



Rebecca Plymate

www.art-dept.com

Art Department



Rebecca Plymate

www.art-dept.com

Art Department



Rebecca Plymate

www.art-dept.com

Art Department



Rebecca Plymate

www.art-dept.com

Art Department



Rebecca Plymate

www.art-dept.com

Art Department



Rebecca Plymate

www.art-dept.com

Art Department



Rebecca Plymate

www.art-dept.com

Art Department



Rebecca Plymate

www.art-dept.com

Art Department



Rebecca Plymate

www.art-dept.com

Art Department



Rebecca Plymate

www.art-dept.com

Art Department



Rebecca Plymate

www.art-dept.com

Art Department



Rebecca Plymate

www.art-dept.com


Art Department



Rebecca Plymate

www.art-dept.com

Art Department



Rebecca Plymate

www.art-dept.com

Art Department



Rebecca Plymate

www.art-dept.com

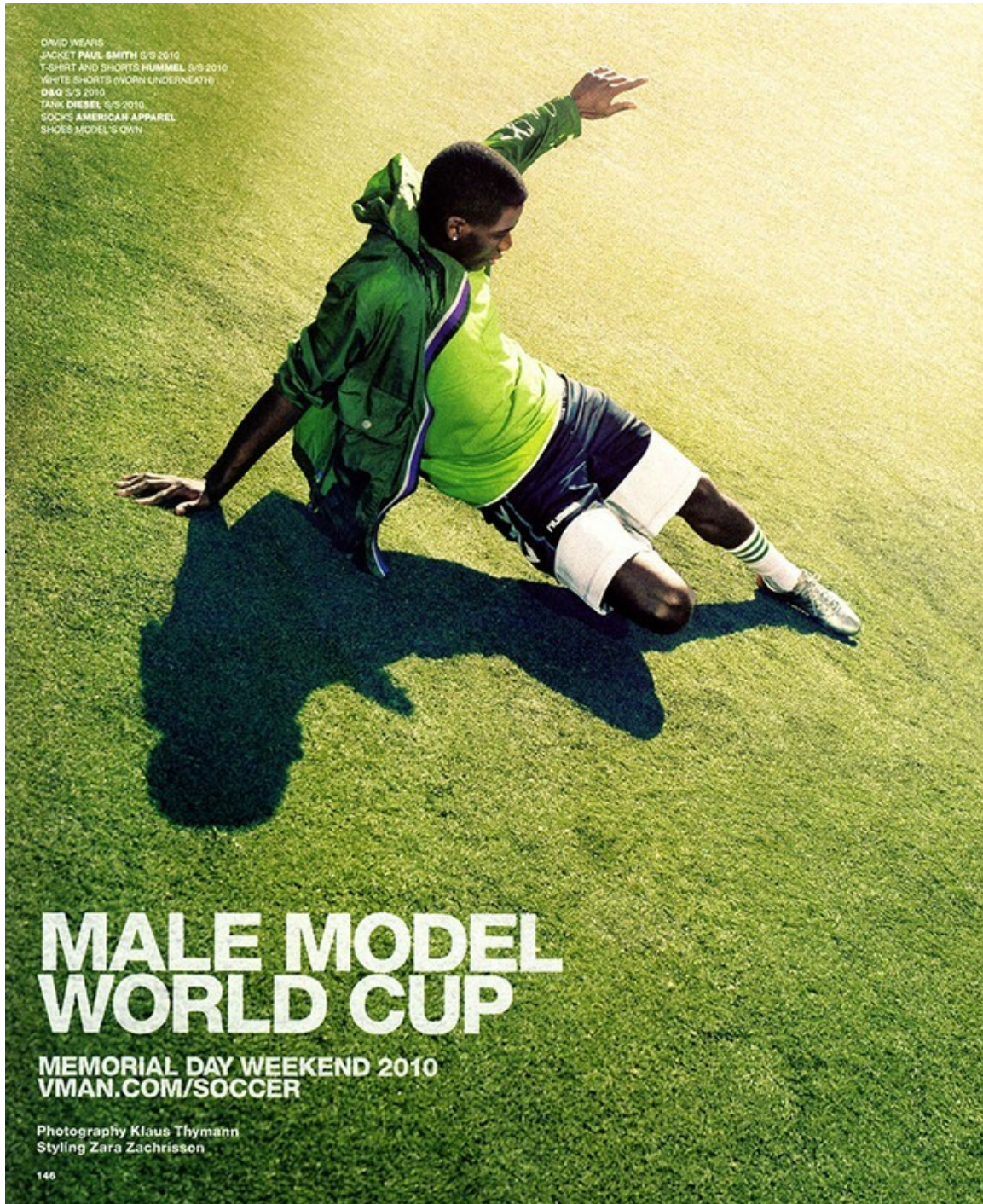
Art Department



Rebecca Plymate

www.art-dept.com

Art Department



DAVID WEARS
JACKET PAUL SMITH S/S 2010
T-SHIRT AND SHORTS HUMMEL S/S 2010
WHITE SHORTS (WORN UNDERNEATH)
D&G S/S 2010
TANK DIESEL S/S 2010
SOCKS AMERICAN APPAREL
SHOES MODEL'S OWN

**MALE MODEL
WORLD CUP**

MEMORIAL DAY WEEKEND 2010
VMAN.COM/SOCCER

Photography Klaus Thymann
Styling Zara Zachrisson

146

Rebecca Plymate

www.art-dept.com

Art Department

30

**HENRIK
LUNDQVIST**
30, GOALTENDER

**HIGH POINT OF
LAST SEASON:**

Logged his sixth career playoff shutout in game three of the Eastern Conference finals.

**ON THE EVOLUTION
OF NHL STYLE:**

"I still remember the comments my first year in the NHL in 2005. People, especially the older guys, thought my suits were too tight or skinny. They weren't into fashion as much as the young guys today are."

**ON THE BEAUTY OF
HIS JERSEY:**

"Coming from Europe, they advertise on the jerseys and it ruins the whole look. The uniforms here are so clean, and they look so much better."

Two-button wool suit (\$1,695), cotton shirt (\$325), and silk tie (\$155) by Ralph Lauren Black Label; cotton pocket square (\$10) by Paul Stuart.



Rebecca Plymate

www.art-dept.com

Art Department

19

**BRAD
RICHARDS**
32, CENTER

**HIGH POINT OF
LAST SEASON:**

Power-play goal, with only 6.6 seconds left in game five of the Eastern Conference semis. (Game went into overtime. Rangers won.)

**ON HIS (OTHER)
UNIFORM:**

"We have to wear suits to every game, and when you live in New York and you're so exposed to fashion, it's fun to play around with the different styles."

**ON THE LIMITS
OF A LUCKY SUIT:**

"If you win a big game, you'll remember the suit you wore that day and you'll wear it again—it's a superstition thing. This past playoffs, I had a Calvin Klein suit that I wore when we won a couple game sevens, and I'd put it back in the closet after the game and save it till our next game seven. Unfortunately, it doesn't always work."

Two-button wool suit (\$795) by Joseph Abboud Collection; cotton shirt (\$295) by Calvin Klein Collection; wool knit tie (\$95) by Jack Spade; leather shoes (\$1,050) by Tom Ford; linen pocket square (\$50) by Thomas Pink; leather belt (\$145) by Martin Dingman.



161

Rebecca Plymate

www.art-dept.com

Art Department




On Lundqvist:
Two-button wool suit
(\$2,750) by Prada; cot-
ton shirt (\$330) by Sal-
vatore Ferragamo;
cashmere tie (\$325) by
Brunello Cucinelli.
On Richards: One-but-
ton cotton suit (\$1,295)
and cotton shirt (\$295)
by Calvin Klein Collec-
tion; silk tie (\$125) by
John Varvatos.

Rebecca Plymate

www.art-dept.com

Art Department



"SUGAR" SHANE MOSLEY **New York** **by Bjorn Iooss**

A 39 anni, il pugile californiano è considerato un fenomeno di longevità. A dieci anni fu soprannominato "Sugar" perché sferrava colpi così veloci da ricordare Sugar Ray Leonard. È professionista dal 1993 e nella sua lunga carriera è stato cinque volte campione mondiale in tre categorie, ma con numerosi alti e bassi. Ha ancora voglia di misurarsi ai massimi livelli. «Da anni la gente cerca di mettere un limite alla mia carriera», osserva. «So di non avere davanti un orizzonte lungo, ma voglio sfruttarlo per combattere ancora contro i migliori», aggiunge con un lampo di orgoglio

negli occhi chiari. Lo sguardo dolce mal si accorda con la sua ferocia sul ring: «Ma la rabbia non c'entra, è la voglia di vincere a non avermi mai fatto andare knockout. Devo vincere anche quando gioco con i miei figli», osserva il padre di quattro marmocchi, il più grande dei quali, Shane Jr., sta seguendo le sue orme sul ring. Mosley è fiero dei progressi del primogenito, anche perché questo gli dà una scusa per immaginare di restare coinvolto nel mondo della boxe dopo il ritiro. (Abito e camicia, Ralph Lauren; guanti Everlast. Fashion editor Ise White) Nicola Scevola

Rebecca Plymate

www.art-dept.com

Art Department



Rebecca Plymate

www.art-dept.com

Art Department

WHEN IT'S NOT YOUR WORKOUT

Sometimes it's your attitude that needs a spiffy cleaning. Find your mood below and learn how to get (or keep) your mental mojo in tip-top shape.

YOU'RE PUMPED

You finish Flywheel invigorated and have spirit to spare. You feel like a gazelle on your run and can't wait for your strength session tomorrow. You swear you're channeling Misty Copeland as you plié in barre. Who are you?? No, seriously, props to you. Make the most of your motivation by setting a goal and writing it down. Chart your miles logged, yoga inversions conquered, or squats completed on a calendar—and set it somewhere you'll see it daily. Check your progress each week, month, and season, says sports psychology expert Vince Granito, Ph.D. This helps you notice what strides you're making and when you might need a tweak.

YOU'RE STABLE

Mid-Bikram, your mind wanders to bills you've gotta pay. While on the treadmill, you're more focused on the plot line of *This Is Us* than your speed. Something's better than nothing, but ditching your distractions will help you get more out of your gym time. Create reminders to put

you in the mood to exercise (like photos of your marathon-running idols or quotes from your favorite yogi) and post them on your bathroom mirror or the dashboard of your car, suggests Granito. And focus on the small wins. Putting too much emphasis on results, rather than the process, can zap your motivation. "If you have a disappointing workout or run, think about ways to make it better," says Granito. "The only bad workout is one that you never do."

YOU'RE BURNED OUT

You leave CrossFit feeling stressed. You catch yourself snapping at your friends all the time. You're *still* sore five days post-boxing. You're mentally and physically drained—and it's time for something new. "One of the best ways to overcome burnout is to switch up your routine," says Granito. Try swapping out your go-to run or bike ride for an MMA or boxing class, suggests Justice; you'll tone your arms and back and get a cardio boost. If you're into yoga or barre, try a different studio. "A change in your environment or routine helps change the way your brain processes information," says Granito, "so it reduces boredom and increases motivation."

HOME-GYM REFRESH

Donate the stuff hiding in your closet (peace out, dusty ol' ThighMaster!) and actually score a solid workout within your walls. These efficient updates will spruce up your workout world.

For Faster Results: 35-Pound Rogue Kettlebell
Ditch the two- and three-pound dumbbells and pick up a weight that'll make your muscles burn after just a set or two of swings and squats. \$47.86, roguefitness.com

For a Well-Rounded Routine: TRX Duo Trainer
The latest suspension tool has a second anchor point to double your exercise options: You can now use the straps for hanging moves, like pullups, dips, and knee raises. \$200, trxtraining.com

Just for Fun: Da! Mat themed yoga mats
A mat covered with the thing you love most (cats! pizza! caprese salad!—LOL) may be just what you need to stay focused and find your calm. \$40, lookatdatmat.com

A DIFFERENT KIND OF CLEANING

Gross! A recent study found that 70 percent of bacteria on gym equipment is potentially harmful (causing skin infections, pneumonia, and more). So wipe down everything—free weights, cardio dashboards—before and after you use it, and always sanitize your hands.

LET'S TALK CLOTHES AND KICKS

When, exactly, should you go out with the old and in with the new?

Running Shoes

Every 300 to 500 miles. If you're a regular runner, that might be every six months or so.

Sports Bras

Toss when you start to chafe or the bra rides up when you raise your arms. Usually one year—less if you're doing high-impact workouts.

Compression Garments

Six months to one year. If it's becoming easier to slide them on, or if fibers are coming out of the material, you're likely not getting the full benefits.

Moisture-Wicking Tops

Most synthetics are chemically treated or have technology woven in that's good for 25 to 50 washes. Depending on the type, it can last anywhere from six months to five-plus years.


Swimsuits

Six months to two years. When you start to see faded spots and tiny white fibers popping out, it's time to let it go. ■

Rebecca Plymate

www.art-dept.com

Art Department



Rebecca Plymate

Art Department

3 SPRING-CLEAN YOUR... YOGA ROUTINE

You've committed to a practice to tone up and Zen out. Yet you're reaping neither. Roll out your mat and let's spot-treat three key areas:

YOUR FOCUS

As soon as you hit the mat, pay attention to your breath, advises Ashley Turner, a yoga and meditation instructor and founder of Yoga Psyche Soul. "Notice what comes up for you, where you feel it in your body. Ask yourself what you need right now—and let intuition be your guide."

YOUR SPACE

Turner honors the change of seasons by sprucing up her practice area—with a new mat or props in poppy colors, and a lemon-rosemary essential oil (her fave: Saje Natural Wellness) that she dabs on students' temples after class.

YOUR PACE

"Because we are often rushing through our days, I notice that when my students arrive on the mat they are often moving at that same frantic pace," Turner says. That's an issue. Every minute you're not "all in" is a minute you're not maximizing your session. The same goes for the end of class. Resist the urge to skip savasana to get on with your day faster, she says. "Though many people do yoga for the workout aspect, savasana is what allows for the true integration of the practice."



Rebecca Plymate

www.art-dept.com

Art Department

SPRING-CLEAN YOUR... CARDIO SESSIONS

If you're racking up lots o' cardio time, you're probably either (a) looking to drop some el-bees, or (b) a runner, hoping to finish your first half or shave time off your next race. But logging 45 minutes on the treadmill every day or slogging through long, steady runs five times a week won't help you blast mega calories or get faster. And after a while, you might become bored and start skipping on sessions (or skipping them entirely), says Jeff Gaudette, owner and head coach of RunnersConnect in Boston. Since summer is the unofficial start of peak running season (in preparation for fall marathons), you want to set the right foundation now. Learn what to add and abandon to hit your goal. If you want to...

LOSE 10 POUNDS

• **Do This:** Prioritize HIIT, advises Gaudette. High-intensity interval training increases the post-workout calorie burn by up to 15 percent compared with steady-state sessions, according to the American College of Sports Medicine. Do two interval workouts of any mode of cardio, spaced throughout the week. Warm up at an easy pace for 10 minutes, then alternate a minute at high intensity with a minute at low intensity for 10 to 15 minutes, then cool down. Add in two moderately paced workouts on days in between.

• **Drop This:** Obsessing over numbers. "If you're married to your watch, you can't listen to your body," says Greg Justice, an

exercise physiologist and owner of AYC Health and Fitness in Kansas City, Kansas. "Sometimes it's better to go with the flow and let your body dictate the workout." The same applies for tunnel-visioning on calorie displays or the leaderboard at cycling class. Sure, it can be motivating to see your effort quantified, or how you're measuring up to everyone else sweating beside you, but it often paints an inaccurate picture of how hard you're working.

FINISH A HALF-MARATHON

• **Do This:** Slowly increase your mileage over three or four weekly runs (of around three to five miles each) and one longer run, which can start around five or six miles and increase by a mile per week. Keep most of the midweek runs at an easy pace, but make one of them an effort close to your goal pace. To ensure you're on track to make your time come race day, Gaudette advises a race-pace practice run three weeks out: Warm up at an easy level for one mile, then do four or six one-mile repeats at goal pace, with one minute of rest after each. If you can dial into that speed consistently, you should be good to go.

• **Drop This:** Short sprint bursts. You've got to boost your aerobic endurance (how long you can sustain a set speed) rather than your max speed (how fast you can run for, say, 20 to 40 seconds), says Gaudette.



SHAVE TIME OFF YOUR 10-K

• **Do This:** A tempo or threshold run once a week. "These are good for pace training, and they also build endurance," says Gaudette. Warm up for a mile or so, then run three to four miles at your 5-K pace (or a bit faster than your goal 10-K pace); finish with a mile cooldown. Fill out your week with three or four moderately paced runs.

• **Drop This:** Multiple speed-work sessions a week. Limit yourself to one or two fast runs to sidestep injury, says Gaudette. "A runner's aerobic and anaerobic fitness develops at a faster rate than their tendons, ligaments, muscles, and bones. So you can run faster without breathing hard, but your muscles and tendons can't handle the stress." Plus, adding in more speed workouts won't help you reach your goal pace in a month or two; getting faster is gradual, says Gaudette, and it takes about a year to make significant, lasting changes.

WARM UP FASTER

Before any aerobic session, Gaudette recommends doing this lunge matrix: five reps each of forward lunge, forward lunge with upper-body twist, side lunge, and reverse lunge; repeat on the other side. It'll fire up your quads, core, and glutes and help loosen your hip flexors in about three minutes—five, tops—cutting down on the distance you'll have to run at an easy pace to get all limber.

SPRING-CLEAN YOUR... STRENGTH WORKOUTS

Experts say the way lots of us approach the weight room is akin to a child in a playground: short attention span and stuff all over the place. "Too many women try to do too many things in their strength workouts, and they end up getting very little done," says Justice. Three habits you should stop immediately:

FORCING CLASSIC CARDIO INTO YOUR STRENGTH SESSIONS

It can be a great way to get a two-for-one workout, but it won't produce the muscle definition you're after. It's better to program your strength workouts so they have aerobic payoff. "I prefer supersetting strength moves—doing two exercises back-to-back with no rest in between—to keep the intensity high and heart rate up, and to work as many muscles in as short a time as possible," says trainer Heidi Powell, coauthor of *Extreme Transformation: Lifelong Weight Loss in 21 Days*. Research bears that out. According to a study in the *Journal of Strength and Conditioning Research*, this training strategy leads to a bigger calorie burn afterward.

CONSTANTLY MIXING THINGS UP

A little variety—a boot-camp session here, a few new plyometric moves there—can help spice up your workout routine, but moderation is key. Switch activities too frequently and it becomes hard to measure your actual progress since you don't have anything to compare it to. The simplest way to make sure your weight workouts are, y'know, working, is to have at least two sessions that are the same week after week. That way, you notice when you start getting more proficient at a move, when you can use heavier weights, or when you don't feel as gassed during an explosive exercise.

ADDING INSTABILITY TO EVERY MOVEMENT


Sure, single-leg variations and standing on BOSU balls fire up your core activation to help you balance, but you usually can't add enough resistance to truly maximize your strength gains while you're that unsteady. Plus, says Powell, "doing more than you're ready for will only risk injury and frustrate you in the process."



Rebecca Plymate

www.art-dept.com

Art Department



Rebecca Plymate

www.art-dept.com